

Scaled data based on original data using
LM-79-08 Approved Method: Electrical and Photometric Measurements of Solid-
State Lighting Products

Test Report Prepared for
Cooper Lighting Solutions
(formerly Eaton)

Brand: McGRAW-EDISON

Report Number: P386079

Luminaire Tested: **GWC-SA1D-722-U-SL3**

Issue Date: 3/3/2020

Test Information

Test Method: LM-79-08
Report Number: P386079
TEST IS SCALED FROM IESNA LM-79-08 TEST DATA (G2-1903-205-22)
Test Lab: INNOVATION CENTER
Issue Date: 3/3/2020
Manufacturer: COOPER LIGHTING SOLUTIONS (FORMERLY EATON)
Product Line: MCGRAW-EDISON
Catalog Number: GWC-SA1D-722-U-SL3
Description: GALLEON WALL LUMINAIRE
(1) 70 CRI, 2200K, 1200mA LIGHTSQUARE WITH 16 LEDS AND TYPE III SPILL
LIGHT ELIMINATOR OPTICS
Light Source: -
Ballast/Driver: ELECTRONIC DRIVER

Summary

Lumens per Lamp: N/A
Luminaire Lumens: 6092 lumens
Efficiency: N/A
Efficacy: 92.3 lumens/watt
Luminous Opening: Rectangular (W 0.5' x L: 0.5' x H: 0')
IES Classification: Type III - Medium
BUG Rating: B1 - U0 - G2

Input Watts (W): 66
Input Voltage (V): NR
Input Current (A_{in}): NR
Voltage Rise (V): NR
Power Factor: NR
Total Harmonic Distortion (THDi): NR
Frequency (hertz): 60
Stabilization Time: NR
Operation Time: NR
Ambient Temperature (°C): NR
Test Distance: 24 FT

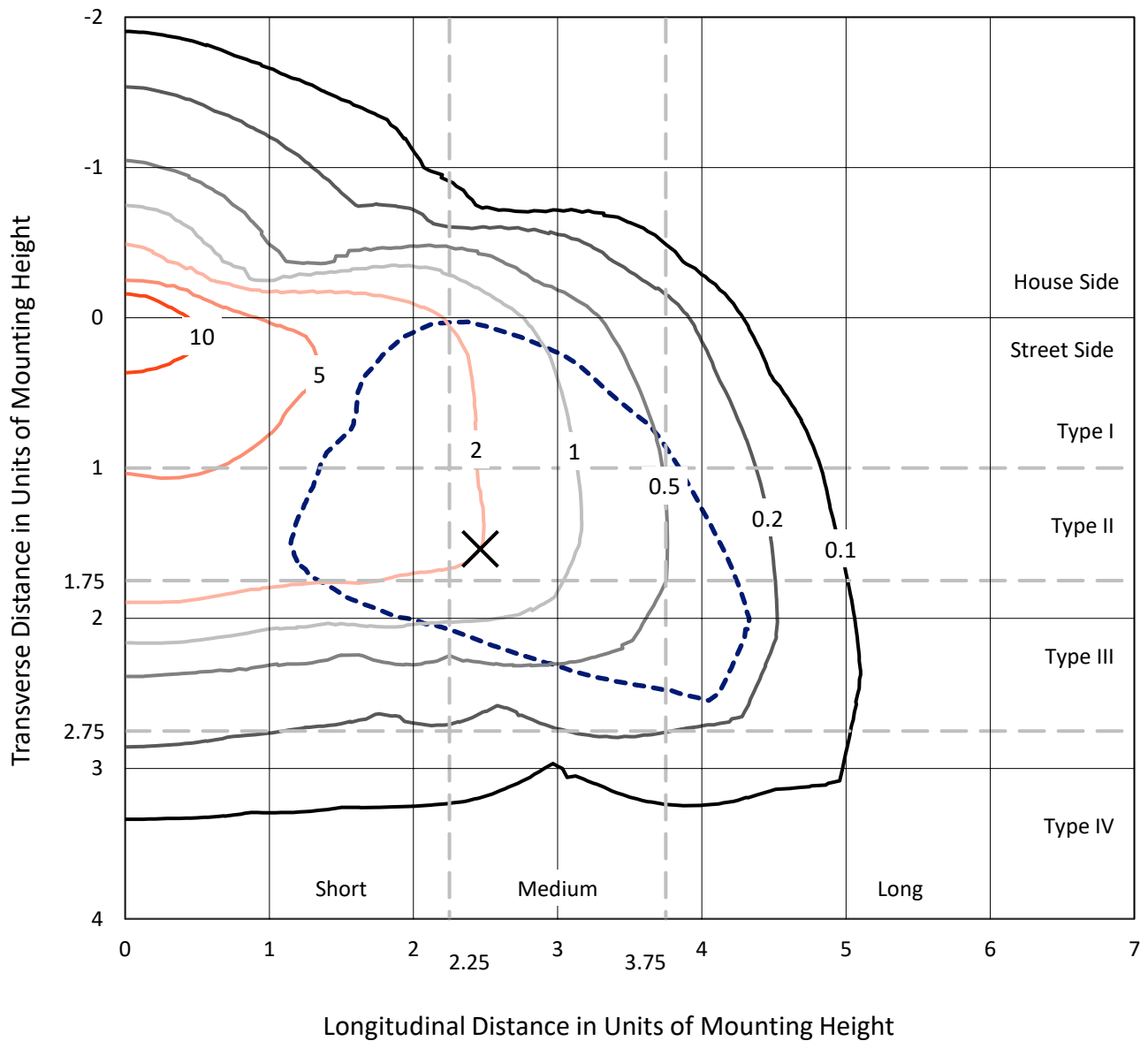


REPORT NUMBER: P386079

CATALOG NUMBER: GWC-SA1D-722-U-SL3

Iso-Footcandle Lines of Horizontal Illumination

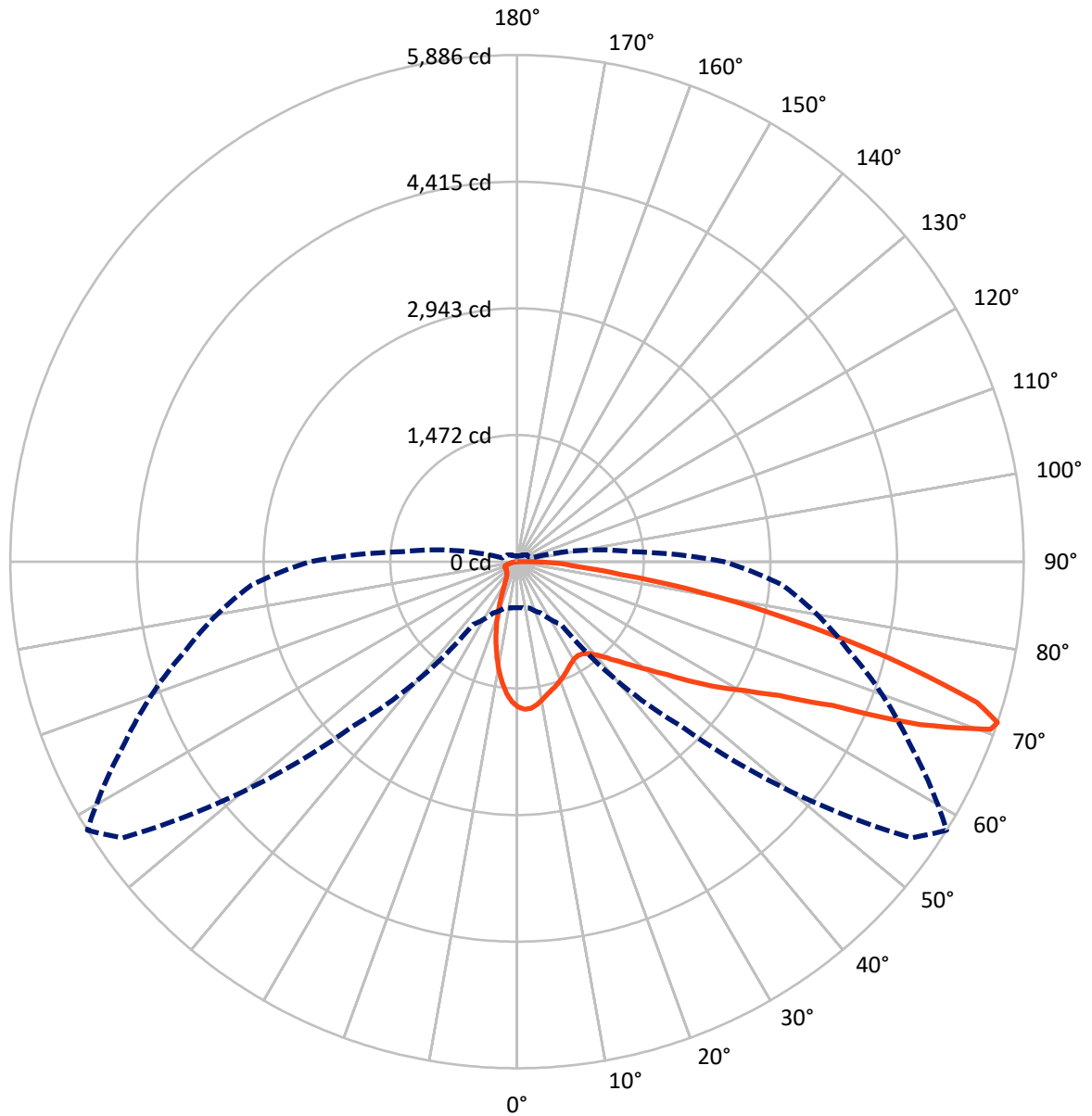
✕ Max cd
 - - - 1/2 Max cd



Based on 10 foot mounting height. Maximum calculated value = 16.9 fc
 Type III - Medium - N/A

REPORT NUMBER: P386079
CATALOG NUMBER: GWC-SA1D-722-U-SL3

Luminous Intensity Polar Plot



— Vertical Plane Through 58-Deg Lateral - - - Horizontal Cone Through 71-Deg Vertical

REPORT NUMBER: P386079

CATALOG NUMBER: GWC-SA1D-722-U-SL3

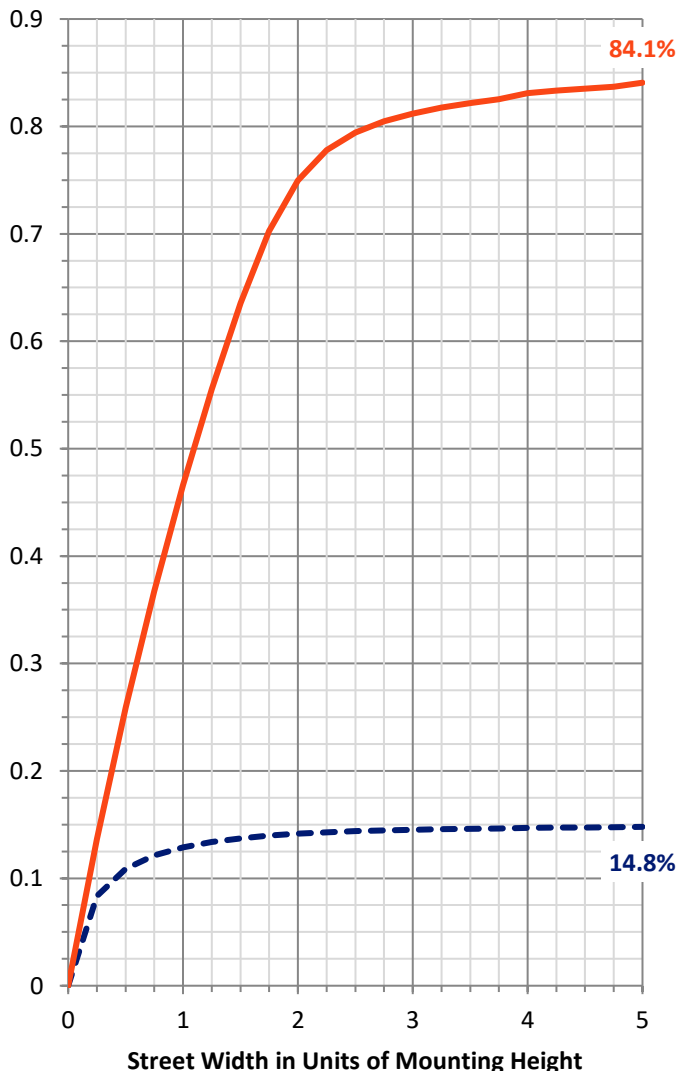
FLUX DISTRIBUTION:

		Downward	Upward	Total
House Side	Lumens	910.8	0.0	910.8
	% Fixture	15.0	0.0	15.0
Street Side	Lumens	5181.2	0.0	5181.2
	% Fixture	85.0	0.0	85.0
Total	Lumens	6092.0	0.0	6092.0
	% Fixture	100.0	0.0	100.0

ZONAL LUMENS:

Zone	Lumens	% Fixture
0°-10°	145.6	2.4
10°-20°	323.8	5.3
20°-30°	411.5	6.8
30°-40°	524.2	8.6
40°-50°	743.3	12.2
50°-60°	1150.3	18.9
60°-70°	1566.0	25.7
70°-80°	1044.7	17.1
80°-90°	182.6	3.0
90°-100°	0.0	0.0
100°-110°	0.0	0.0
110°-120°	0.0	0.0
120°-130°	0.0	0.0
130°-140°	0.0	0.0
140°-150°	0.0	0.0
150°-160°	0.0	0.0
160°-170°	0.0	0.0
170°-180°	0.0	0.0
0°-90°	6092.0	100.0
0°-180°	6092.0	100.0

Coefficient of Utilization



REPORT NUMBER: P386079

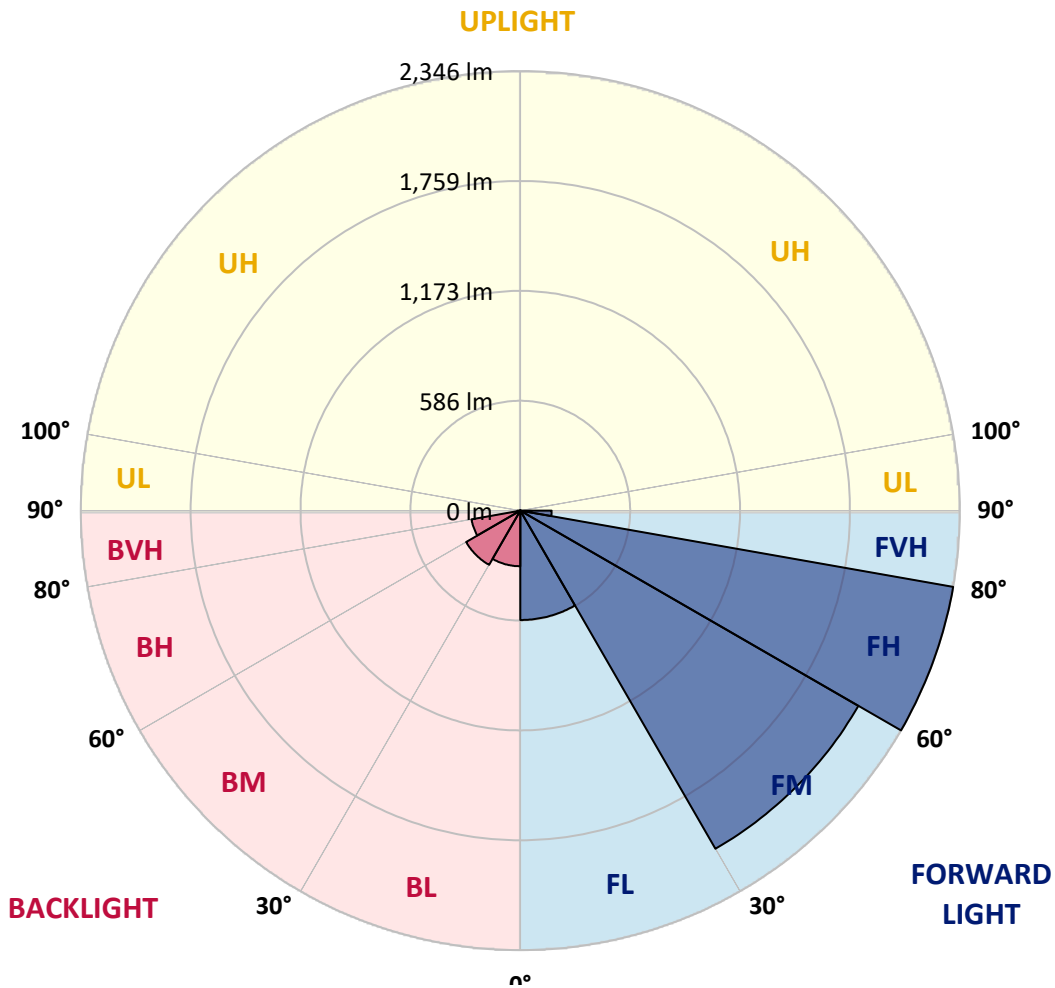
CATALOG NUMBER: GWC-SA1D-722-U-SL3

LUMINAIRE CLASSIFICATION SYSTEM LUMEN TABLE AND BUG RATING:

Zone	Lumens	% Fixture	Zone Rating/Lumen Limit		
			B	U	G
FL (0°-30°)	584.0	9.6			
FM (30°-60°)	2083.8	34.2			
FH (60°-80°)	2346.0	38.5			G2/5000
FVH (80°-90°)	167.5	2.7			G2/225
BL (0°-30°)	296.9	4.9	B1/500		
BM (30°-60°)	334.0	5.5	B1/1000		
BH (60°-80°)	264.7	4.3	B1/500		G1/500
BVH (80°-90°)	15.2	0.2			G1/100
UL (90°-100°)	0.0	0.0		U0/0	
UH (100°-180°)	0.0	0.0		U0/0	

BUG Rating: B1-U0-G2

Type III Medium





REPORT NUMBER: P386079

CATALOG NUMBER: GWC-SA1D-722-U-SL3

CANDELA DISTRIBUTION (FULL):

	0°	5°	15°	25°	35°	45°	55°	58°	65°	75°	85°
0°	1687.9	1687.9	1687.9	1687.9	1687.9	1687.9	1687.9	1687.9	1687.9	1687.9	1687.9
2.5°	1732.7	1730.3	1731.2	1729.5	1725.5	1721.4	1715.5	1716.5	1708.3	1696.0	1680.7
5°	1700.0	1699.1	1705.5	1709.1	1712.1	1709.7	1708.1	1710.2	1698.1	1681.1	1654.6
7.5°	1631.4	1622.1	1630.2	1642.3	1653.7	1662.4	1673.9	1675.4	1667.7	1649.9	1615.1
10°	1534.0	1525.1	1537.0	1555.9	1578.8	1599.6	1622.7	1627.0	1628.5	1612.3	1570.1
12.5°	1433.0	1426.2	1438.1	1464.6	1502.6	1534.7	1571.6	1578.0	1591.1	1580.3	1528.5
15°	1342.6	1340.1	1354.5	1380.6	1424.3	1473.4	1526.6	1538.3	1560.6	1557.0	1496.1
17.5°	1264.5	1263.9	1274.9	1302.3	1350.7	1412.7	1481.8	1501.6	1534.7	1538.9	1469.3
20°	1206.4	1205.1	1212.8	1232.9	1282.8	1353.0	1433.5	1460.6	1508.4	1523.2	1441.7
22.5°	1175.2	1175.0	1175.2	1184.7	1225.5	1290.9	1386.3	1419.4	1482.7	1510.7	1411.2
25°	1169.9	1169.3	1164.6	1163.5	1186.7	1238.9	1339.7	1376.2	1458.3	1502.0	1382.1
27.5°	1183.7	1184.5	1178.4	1168.4	1173.1	1204.7	1299.1	1338.2	1438.8	1500.3	1361.9
30°	1212.3	1211.9	1206.6	1196.2	1187.1	1192.0	1270.3	1309.3	1425.6	1507.7	1348.1
32.5°	1244.0	1246.3	1245.2	1239.5	1225.9	1206.4	1261.6	1299.8	1421.8	1525.6	1342.2
35°	1281.9	1284.5	1292.1	1296.6	1280.7	1249.3	1280.2	1313.3	1432.8	1559.1	1351.8
37.5°	1318.0	1324.6	1346.0	1364.9	1351.3	1316.3	1329.9	1353.5	1467.0	1611.9	1377.4
40°	1359.6	1365.3	1400.4	1440.5	1438.3	1402.0	1409.9	1425.6	1527.3	1687.7	1423.9
42.5°	1400.6	1412.0	1462.7	1519.6	1536.0	1503.9	1516.4	1524.7	1612.1	1788.1	1505.0
45°	1455.1	1467.4	1537.9	1606.4	1644.6	1626.6	1646.5	1649.7	1718.9	1924.7	1622.7
47.5°	1537.6	1551.7	1633.8	1705.7	1764.1	1766.0	1798.9	1797.6	1852.1	2081.1	1771.1
50°	1666.2	1686.4	1753.7	1820.9	1891.8	1931.3	1975.2	1969.1	2011.9	2247.7	1941.9
52.5°	1834.7	1844.1	1893.9	1943.6	2031.7	2120.2	2183.2	2177.7	2193.2	2418.9	2135.9
55°	2009.4	2016.4	2037.0	2064.1	2182.5	2326.8	2460.1	2451.4	2412.2	2596.8	2327.5
57.5°	2166.4	2180.6	2194.9	2206.1	2334.5	2542.9	2743.4	2744.0	2649.8	2788.6	2525.5
60°	2190.8	2203.3	2297.3	2386.1	2594.4	2831.0	3046.7	3040.3	2895.8	2996.8	2746.2
62.5°	1936.6	1964.8	2121.9	2357.8	2844.8	3358.2	3433.5	3425.7	3189.9	3253.3	3003.1
65°	1387.8	1419.9	1609.4	1964.0	2723.5	3939.0	4131.7	4026.0	3591.0	3568.9	3304.1
67.5°	800.7	808.3	890.4	1175.2	2073.7	3969.3	5196.7	5048.8	4213.8	3926.9	3451.3
70°	592.1	591.8	611.4	723.2	1122.1	3239.5	5703.3	5835.9	4869.5	4044.7	3243.2
71°	535.4	536.0	557.9	658.3	888.7	2711.6	5595.7	5886.0	5042.2	3986.5	3092.5
72.5°	457.9	460.1	490.4	590.4	747.6	1870.0	5132.2	5585.5	5124.2	3843.1	2856.7
75°	347.4	352.3	394.3	497.6	683.3	948.4	3766.7	4460.2	4552.0	3391.1	2122.7
77.5°	247.9	253.4	300.9	418.5	649.6	714.7	2522.5	3253.3	3349.9	2173.2	957.5
80°	156.6	163.2	199.0	333.0	610.3	678.6	1585.2	2186.8	1826.7	695.4	243.6
82.5°	91.9	97.0	123.5	217.5	498.5	653.6	932.6	1212.1	710.9	210.1	110.8
85°	53.3	55.6	77.0	138.6	362.0	616.9	685.2	677.6	308.5	102.7	52.4
87.5°	24.8	27.6	45.6	72.4	201.0	447.1	541.6	467.9	191.8	48.2	24.6
90°	0.0	0.0	0.0	0.0	0.0	0.0	0.0	0.0	0.0	0.0	0.0



REPORT NUMBER: P386079
 CATALOG NUMBER: GWC-SA1D-722-U-SL3

CANDELA DISTRIBUTION (continued):

	90°	95°	105°	115°	125°	135°	145°	155°	165°	175°	180°
0°	1687.9	1687.9	1687.9	1687.9	1687.9	1687.9	1687.9	1687.9	1687.9	1687.9	1687.9
2.5°	1673.2	1669.6	1654.6	1641.2	1627.2	1609.0	1588.8	1586.2	1573.9	1576.3	1572.0
5°	1640.1	1631.0	1594.7	1561.8	1523.0	1488.2	1450.4	1433.0	1408.0	1406.3	1399.9
7.5°	1592.8	1575.8	1519.6	1457.2	1394.8	1335.4	1276.6	1238.0	1198.5	1181.8	1180.3
10°	1539.6	1510.7	1427.9	1335.6	1245.7	1158.9	1074.8	1012.6	956.6	930.1	929.0
12.5°	1489.1	1446.4	1332.9	1207.2	1084.2	971.7	856.5	774.8	704.5	681.0	671.0
15°	1446.2	1386.1	1240.3	1079.7	930.3	774.1	643.0	557.0	492.1	469.6	465.4
17.5°	1404.6	1327.4	1145.5	950.9	770.3	598.6	467.3	403.4	368.8	359.7	359.5
20°	1363.2	1266.9	1046.4	819.1	615.6	447.8	359.3	330.6	318.9	317.9	316.2
22.5°	1316.3	1202.8	942.2	686.9	480.4	352.1	305.4	293.9	292.4	296.2	296.2
25°	1272.4	1139.1	836.5	557.5	373.7	293.7	272.7	270.4	274.4	281.2	281.8
27.5°	1231.4	1077.8	733.4	442.5	299.4	258.7	250.0	252.7	260.0	267.8	268.0
30°	1197.7	1019.9	633.2	348.7	253.0	232.6	231.1	236.6	244.5	250.6	252.1
32.5°	1171.6	970.4	536.5	280.3	222.6	213.1	214.3	219.0	223.9	227.3	229.6
35°	1159.5	928.0	447.1	236.4	203.3	198.0	199.7	202.2	204.4	206.9	208.8
37.5°	1161.6	895.1	367.3	209.0	190.3	187.6	187.6	187.6	187.6	188.9	189.1
40°	1181.4	876.2	302.4	191.6	181.6	178.7	176.3	174.2	172.5	173.4	172.9
42.5°	1231.9	874.5	254.9	180.6	174.6	169.8	165.1	162.1	160.0	160.9	161.3
45°	1317.6	895.7	222.8	172.7	168.1	160.6	154.7	151.5	150.0	152.8	153.2
47.5°	1428.6	942.0	203.3	167.0	161.9	152.2	145.8	142.8	143.2	147.3	148.3
50°	1571.6	1017.1	194.0	163.4	157.7	144.9	138.4	135.8	137.1	142.8	144.1
52.5°	1728.6	1125.3	195.0	162.3	154.9	139.6	132.6	129.7	131.8	137.1	138.1
55°	1909.9	1255.4	212.6	163.8	150.9	136.2	128.0	122.9	124.6	129.4	130.3
57.5°	2111.2	1404.4	248.1	163.4	145.8	133.1	123.1	115.4	116.7	119.7	120.5
60°	2320.9	1584.3	303.0	164.7	143.5	129.2	116.5	107.0	106.5	109.1	109.5
62.5°	2572.6	1792.5	365.8	165.5	144.9	124.4	107.8	98.5	97.2	97.8	98.3
65°	2831.9	1943.2	342.3	162.1	149.6	120.3	100.2	90.2	87.9	87.4	87.6
67.5°	2840.0	1781.7	240.0	155.3	151.5	118.2	94.4	83.2	79.4	77.9	77.7
70°	2546.9	1447.5	187.0	148.1	143.9	114.8	89.1	77.5	71.7	69.4	69.2
71°	2403.9	1332.4	177.2	144.5	138.1	111.4	86.8	74.9	69.0	66.4	66.0
72.5°	2179.6	1194.5	165.3	138.8	127.1	102.7	82.3	71.3	65.1	62.2	61.5
75°	1564.2	781.1	142.0	123.7	105.3	81.9	72.2	64.1	58.8	55.2	54.7
77.5°	602.7	310.9	107.4	102.9	80.6	64.1	59.4	55.4	51.6	48.0	47.7
80°	186.3	139.0	78.3	77.5	58.4	47.7	46.3	45.2	43.7	39.9	39.0
82.5°	99.5	79.8	53.9	50.1	38.2	31.8	33.5	34.0	34.2	30.1	29.7
85°	47.5	42.2	30.3	28.4	22.3	17.8	20.6	22.3	22.5	18.5	17.2
87.5°	22.7	22.1	14.2	10.8	8.3	5.9	7.2	8.9	9.8	7.0	6.2
90°	0.0	0.0	0.0	0.0	0.0	0.0	0.0	0.0	0.0	0.0	0.0

Signify Classified - Internal
Cooper Lighting Solutions Photometric Lab
1121 Highway 74 South
Peachtree City, GA 30269

Scaled Data Report



Report Generated By 670245982

Signify Classified - Internal
Cooper Lighting Solutions Photometric Lab
1121 Highway 74 South
Peachtree City, GA 30269

Scaled Data Report



Signify Classified - Internal
Cooper Lighting Solutions Photometric Lab
1121 Highway 74 South
Peachtree City, GA 30269

Scaled Data Report



Signify Classified - Internal
Cooper Lighting Solutions Photometric Lab
1121 Highway 74 South
Peachtree City, GA 30269

Scaled Data Report





--- HS — SS

Signify Classified - Internal
Cooper Lighting Solutions Photometric Lab
1121 Highway 74 South
Peachtree City, GA 30269

Scaled Data Report



u

Signify Classified - Internal
Cooper Lighting Solutions Photometric Lab
1121 Highway 74 South
Peachtree City, GA 30269

Scaled Data Report



Signify Classified - Internal
Cooper Lighting Solutions Photometric Lab
1121 Highway 74 South
Peachtree City, GA 30269

Scaled Data Report



(END OF REPORT)